

Horizontal Bulkhead Unit (built-in drain pump) Only 450mm deep



ARXK07/09/12GCLH

Compact & Slim horizontal Bulkhead indoor unit ideal for Hotel rooms & residential spaces

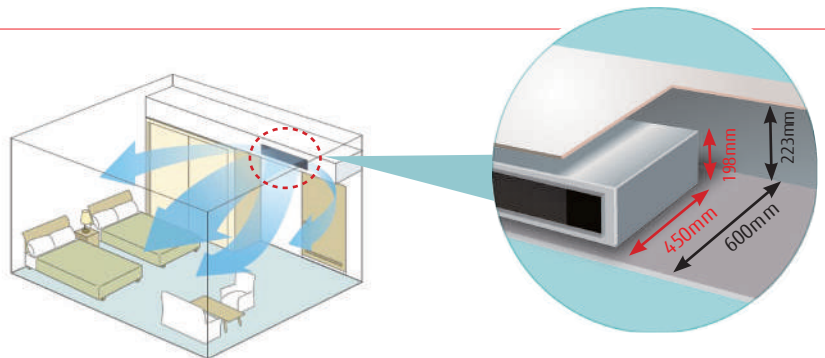
Feature

Feature

Reduced depth

Installation space can be reduced down to minimum depth 600mm height 223mm and larger living space can be realised.

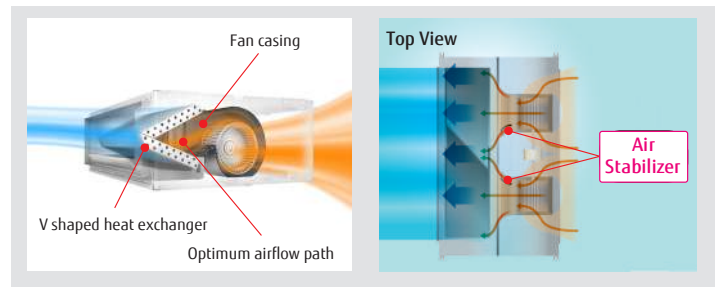
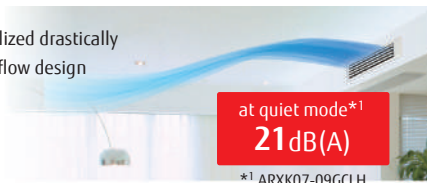
Static Pressure
Max. **30 Pa**
(07 / 09 / 12)



Feature

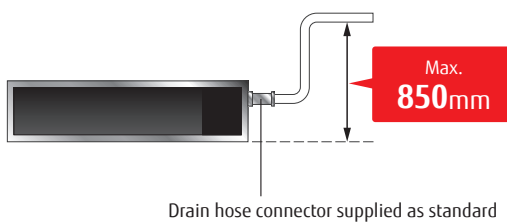
Optimum airflow path and low noise operation

Low noise is realized drastically by stabilized airflow design

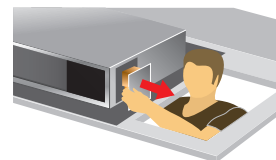


Feature

Easy design and maintenance for drain



Models with drain pump: Maintenance is easy



Parts can be replaced from the side of the body where maintenance is easier

